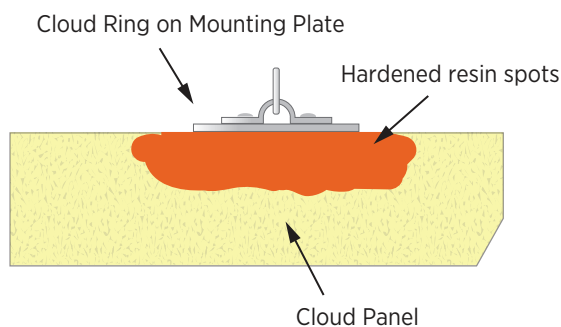



Cloud Mounting using Cloud Rings

Cloud mounting is a mounting option for use with our 2" FulFill™ Acoustical Panels. For this method of installation, we create hardened resin spots near the edges of the panel (see diagrams) with mounting plates attached to them. The Cloud Ring will be attached to the mounting plate prior to final installation of the panels.

Install Instructions:

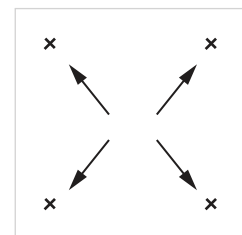
1. Install the Cloud Rings to the mounting plates. You'll use two (2) tek #8 x 3/4" screws to do this (included).
2. Use appropriate hanging material (such as aircraft cable, or equivalent) to suspend panel safely from the ceiling at the desired height(s). Secure one end to the Cloud Ring, and the other to the ceiling structure.
3. Locations for mounting plates are shown on the right. This can vary due to custom sizes.



Cloud Rings required and placement:

Panel Size	Cloud Rings
4' x 4'	4
4' x 8'	6

4' x 4' panel



4' x 8' panel

